

Quest® Object Restore

Quick Start Guide

Version 1.0

© Copyright Quest Software, Inc. 2001-2005. All rights reserved.

This guide contains proprietary information, which is protected by copyright. The software described in this guide is furnished under a software license or nondisclosure agreement. This software may be used or copied only in accordance with the terms of the applicable agreement. No part of this guide may be reproduced or transmitted in any form or by any means, electronic or mechanical, including photocopying and recording for any purpose other than the purchaser's personal use without the written permission of Quest Software, Inc.

WARRANTY

The information contained in this document is subject to change without notice. Quest Software makes no warranty of any kind with respect to this information. QUEST SOFTWARE SPECIFICALLY DISCLAIMS THE IMPLIED WARRANTY OF THE MERCHANTABILITY AND FITNESS FOR A PARTICULAR PURPOSE. Quest Software shall not be liable for any direct, indirect, incidental, consequential, or other damage alleged in connection with the furnishing or use of this information.

TRADEMARKS

Quest is a registered trademark of Quest Software. Other trademarks and registered trademarks used in this guide are property of their respective owners.

World Headquarters
8001 Irvine Center Drive
Irvine, CA 92618
www.quest.com
email: info@quest.com
U.S. and Canada: 949.754.8000

Please refer to our Web site for regional and international office information.

Quest Object Restore for Active Directory Quick Start Guide
Updated - February 2005
Software Version - 1.0

Contents




About This Guide	4
Conventions	4
About Quest Software	5
Contacting Quest Software	5
Product Overview	6
Introducing Quest Object Restore for Active Directory	6
Challenge	6
Solution	6
System Requirements	7
Hardware Requirements	7
Software Requirements	7
Getting Started	8
Downloading Quest Object Restore for Active Directory	8
Installing Quest Object Restore for Active Directory . .	8
Running Quest Object Restore for Active Directory . . .	9
Removing Quest Object Restore for Active Directory. .	9
Business Problem Statement	10
Business Rational	10
Step-By-Step Walkthrough.	11
Restoring Deleted Active Directory Objects	11
Quest Object Restore for Active Directory Terminology	12

About This Guide

This document has been prepared to assist you in becoming familiar with Quest Object Restore for Active Directory, an integral component of Quest Management Suite for Windows. The Quick Start Guide contains the information required to install and use Quest Object Restore for Active Directory. It is intended for network administrators, consultants, analysts, and any other IT professionals using the product.

Conventions

In order to help you get the most out of this guide, we have used specific formatting conventions. These conventions apply to procedures, icons, keystrokes and cross-references.

ELEMENT	CONVENTION
Select	This word refers to actions such as choosing or highlighting various interface elements, such as files and radio buttons.
Bolded text	Interface elements that appear in Quest products, such as menus and commands.
<i>Italic text</i>	Used for comments.
<i>Bold Italic text</i>	Used for emphasis.
Blue text	Indicates a cross-reference. When viewed in Adobe Acrobat, this format can be used as a hyperlink.
	Used to highlight additional information pertinent to the process being described.
	Used to provide Best Practice information. A best practice details the recommended course of action for the best result.
	Used to highlight processes that should be performed with care.
+	A plus sign between two keystrokes means that you must press them at the same time.
	A pipe sign between elements means that you must select the elements in that particular sequence.

About Quest Software

Quest Software, Inc. delivers innovative products that help organizations get more performance and productivity from their applications, databases and infrastructure. Through a deep expertise in IT operations and a continued focus on what works best, Quest helps more than 18,000 customers worldwide meet higher expectations for enterprise IT. Quest Software, headquartered in Irvine, Calif., can be found in offices around the globe and at www.quest.com.

Contacting Quest Software

Phone 949.754.8000 (United States and Canada)

Email info@quest.com

Mail Quest Software, Inc.
8001 Irvine Center Drive
Irvine, CA 92618
USA

Web site www.quest.com

Please refer to our Web site for regional and international office information.

Contacting Customer Support

Quest Object Restore for Active Directory freeware is not supported and does not receive enhancements.

To back up and restore object attributes so that attributes can be restored along with the object, and for additional recovery features, please look at the enterprise version of Quest Software's Active Directory recovery solution. Information on Recovery Manager for Active Directory can be found at www.quest.com/microsoft.

Product Overview

Introducing Quest Object Restore for Active Directory

Using Quest Object Restore for Active Directory, you can restore objects online in Active Directory.

To back up and restore object attributes so attributes can be restored along with the object, and for additional recovery features, look at the enterprise version of Quest Software's Active Directory recovery solution. Information on Recovery Manager for Active Directory can be found at <http://www.quest.com/microsoft>.

Challenge

Objects within Active Directory are always at risk of being modified or even deleted by either manual or automated processes, and the safeguards required to ensure that the object is maintained are not always in place. When such an event occurs, currently the administrator struggles with less than ideal methods to restore this data. Administrators can either recreate the object quickly but without its original security context, or reboot a server and do a lengthy restore process. Neither method matches the just-in-time requirement for emergency restores.

Solution

Quest Object Restore for Active Directory enables online authoritative restores of any object within Active Directory including its security identifier (SID) and globally unique identifier (GUID) and makes it immediately available for use.

System Requirements

Before installing Quest Object Restore for Active Directory, please ensure that your system meets the following minimum hardware and software requirements.

Hardware Requirements

- Pentium 1 GHz
- 64 MB RAM (Any requirements required by a particular operating system supersede product requirements.)
- SVGA color monitor and card that support at least 800 x 600 resolution
- Network Interface Card
- Pointing device

Software Requirements

- There must be at least one Microsoft Windows 2003 Server Domain Controller (DC) which is a member of the Active Directory domain you are performing recovery on.

Use Quest Object Restore for Active Directory to connect to one of these Windows Server 2003 DCs.

Getting Started

Downloading Quest Object Restore for Active Directory

If you do not already have Quest Object Restore for Active Directory, you can download it from the Quest Software web site.

To download Quest Object Restore for Active Directory

1. Go to the Quest web site at www.quest.com.
2. Follow the instructions provided for product downloads.

Installing Quest Object Restore for Active Directory

To install Quest Object Restore for Active Directory

1. After you download Quest Object Restore for Active Directory use WinZip or another suitable application to unpack the zip file. Unzip the files to an appropriate directory (for example, c:\temp).
2. Double-click **Quest ObjectRestore.msi** to start the installation.
3. Read the Welcome screen and click **Next**.
4. Read and accept the licensing information and click **Next**.
5. Enter your name and company name and click **Next**.
You can choose to install the application settings for the current user or for all users that share the computer.
6. Click **Next**.
7. Accept the default program folder name.

– OR –

Select **Browse** to change the drive or location.
8. Click **Next**.
9. Click **Next** to begin the installation.
10. Click **Finish** when the installation is complete.

Running Quest Object Restore for Active Directory

To run Quest Object Restore for Active Directory

- Select **Start | Programs | Quest Software | Quest Object Restore for Active Directory**.

You are now ready to use Quest Object Restore for Active Directory.

Removing Quest Object Restore for Active Directory

To remove Quest Object Restore for Active Directory

1. Select **Start | Settings | Control Panel**.
2. Double-click **Add/Remove Programs**.
3. Select **Quest Object Restore**.
4. Click **Remove**.
5. Click **Close**.



When removing Quest Object Restore for Active Directory, the product will only remove the files that it has placed on the system. Often, help files will create other files after the installation is complete. These files will remain in the install directory after the product has been removed.

Business Problem Statement

Active Directory is increasingly becoming the most important infrastructure component within IT. Active Directory serves as the basis of the IT security model, hosting crucial applications such as Microsoft® Exchange 2000/2003. To maintain the integrity of this model and reduce downtime it is necessary to ensure that any object deleted from the Active Directory can be quickly restored.

Whether reversing unwanted changes to the directory or restoring objects accidentally deleted by an administrator, it is necessary that the restored object's security context is maintained. It is critical that there is no disruption to the network during the restoration process.

Business Rational

Quest Object Restore for Active Directory provides an authoritative online solution for restoring any deleted object from Active Directory. The product uses quick, secure, Microsoft supported methods to flexibly restore any Active Directory object. As a result, the tool ensures that Active Directory continues to run during this process and eliminates any need for system downtime.

Step-By-Step Walkthrough

This step-by-step walkthrough takes you through the restore procedure.

Restoring Deleted Active Directory Objects

To restore deleted objects

1. Select **Start | Programs | Quest Software | Quest Object Restore for Active Directory**.
2. Expand **Quest Object Restore for Active Directory**.
3. Select a domain where the objects you want to restore reside.
4. Right-click an object and select **Restore**.
5. Click **OK**.



AFTER YOU RESTORE A USER OR GROUP OBJECT IN ACTIVE DIRECTORY

If you are running Quest Object Restore for Active Directory in a multi-domain forest, you must restore memberships for Domain Local groups in foreign domains (all domains other than the domain the restored object is from).

This ensures the object has complete access to all resources it previously had access to.

To back up and restore object attributes so attributes can be restored along with the object, and for additional recovery features, look at the enterprise version of Quest Software's Active Directory recovery solution. Information on Recovery Manager for Active Directory can be found at <http://www.quest.com/microsoft>.

Quest Object Restore for Active Directory Terminology

Quest Object Restore for Active Directory uses the following terms:

Active Directory (AD)

The Windows 2000/2003 directory service.

Administrative rights

The rights granted to a member of the Administrators local group. This member can perform such actions as creating user accounts, creating groups, and adding group members.

Authentication

The process required to log on to a computer locally. Authentication requires a valid user name and password that exists in the local accounts database. An access token is created if the information provided matches the account in the database.

Console

The interface where you browse your network, manage object properties, schedule data collections and launch reports.

Container object

An object that can logically contain other objects. For example, a folder is a container object.

Domain

In relation to a Microsoft network, a domain is a logical collection of resources consisting of computers, printers, computer accounts, user accounts, and other related objects. The domain also has a system of logon authentication of user accounts and computer accounts.

Domain controller

A server that authenticates domain logon passwords and maintains security policy and the security accounts master database for a domain.

Group

In relation to a Microsoft network, a group is a logical collection of user accounts and/or other groups. Groups of the local or global type are security principals often used for assigning access to resources. Windows 2000 also supports non-security principal groups known as distribution groups.

Node

In a network, a node is a connection point, either a redistribution point or an end point for data transmissions.

Object

A Windows NT entity. Examples include users, groups, and computers. Access rights to objects include create, read, edit, and delete.

Organizational Unit (OU)

A container object used to organize the Active Directory objects logically within a domain.

Permission

A rule associated with an object to regulate access to a particular object on the network. For example, a user may have read and write access to a file on the network.

Root directory

The top-level directory on a computer, a partition, or volume.

Schema

This describes the definition of the Active Directory database, including all classes of objects, their mandatory and optional attributes, and the data types used for storing.

Server

A computer in a network shared by multiple users.